

NEEDS ASSESSMENT

2024 – 2026



Acknowledgments

Our Anderson County First Steps Partnership would like to thank our Board as well as members of our community who participated in this process. Mrs. Audrey Shaw, a local board member, was instrumental in this process by providing the space and brunch for our local stakeholder sessions.

Thirty-five community partners met to ensure that all children start school ready to reach their highest potential with engaged support from their parents, caregivers, and communities. Our program coordinators were vital in this extensive process by gathering surveys and data, making it possible to complete our Needs Assessment.

Our Needs Assessment data and charts for our three data points were supplied by:
Dr. Chelsea Richard
Director of Research and Strategy
SC First Steps
SC B-5 Early Childhood Needs Assessment Data

“The project described was supported through South Carolina First Steps by the Preschool Development Grant Birth through Five Initiative (PDG B-5), Grant Number 90TP0080-02-01 from the Office of Child Care, Administration for Children and Families, U.S. Department of Health and Human Services.”

Message from the Executive Director



PAIGE WALL

Executive Director
Anderson County First Steps

Our community stakeholders are committed to the planning and design of this 2024-2026 Strategic Planning and Needs Assessment Project.

Thank you to our Anderson County First Steps Board of Directors, Anderson County School District Partnerships, DSS, DHEC, the Anderson County Library, Tri-County Technical College, our childcare providers, members of our faith community, and the parents of our young children. We would also like to thank SC First Steps for the Needs Assessment Training, formulating the questions and agenda for our two Convening Sessions, and the Needs Assessment Dashboard.

We greatly appreciate our partners who assisted us in moving forward to serve our children and community with their needs in mind.

Paige Wall

Needs Assessment Process

CONVENE

Held two community convenings with 35 participants and developed a vision for young children and their families

October 2022 – January 2023

PRIORITIZE

Organized the insight gathered from the convenings and data to prioritize the concerns, needs, and gaps the partnership wants to address and formalized Needs Assessment

January 2023 – March 2023



UNDERSTAND

Reviewed local data and map assets to understand the state of young children, their families, and the early childhood system

October 2022 – March 2023

“We are so excited that First Steps is meeting with us to brainstorm needs of our young children in Anderson County.” T.D.

“I am so surprised at some of the data points mentioned!” R.V.

Priorities: Summary

1. According to our Needs Assessment, the federal poverty level (<185 percent), equaling 43% under age 6 in Anderson County (year 2020), is a priority area.

Our county's zip codes with demonstrated needs are 29624, 29625, and 29631. As of 2020, Anderson County had a total birth count of 2152, with a 991 expected Medicaid birth count. The number of babies having less than adequate prenatal care was 353.

2. Low Maternal Education (less than high school graduation) is a priority.

Of the total live births in 2020, with mothers having less than a high school diploma, there were 322 total live births, (202 white, 72 African American, 45 Hispanic, 3 Other).

3. Kindergarten Readiness Assessment (KRA) scores are a priority area in Anderson County, with 32% ready in 2021.

The KRA provides a snapshot of students' abilities at the beginning of the school year. It measures a child's school readiness across multiple domains: Social foundations, language/literacy, mathematics, and physical well-being.

Priority One: Federal Poverty Level

Federal poverty level < 185 percent equaling 43% under age 6 in Anderson County

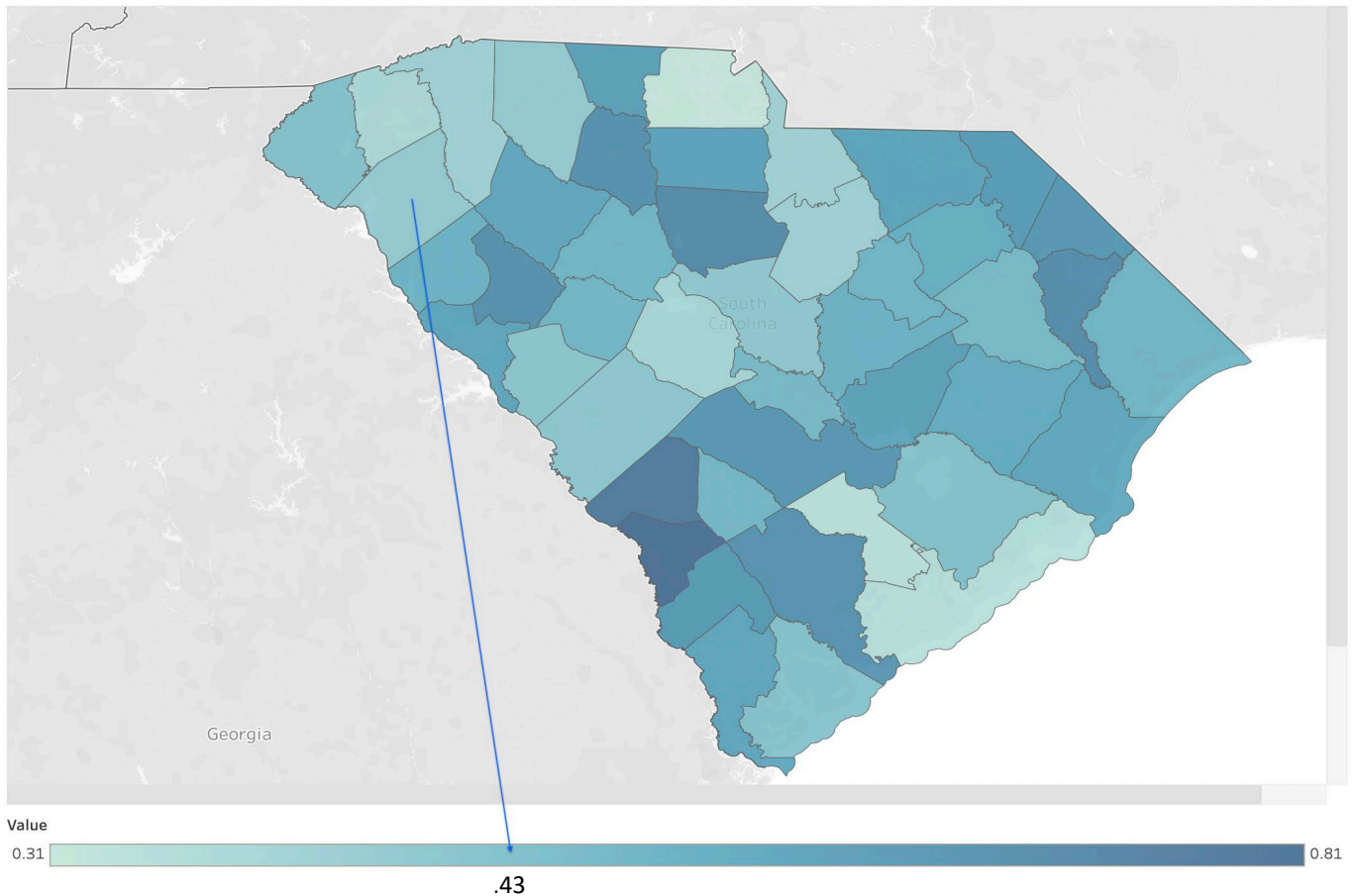
Anderson County – Population Under Age 6 < 185% FPL (Percent)

Overall: 0.43 Year: 2020

Data Source: American Community Survey 5-Year Estimates (2016-2020) Table B17024.

Notes: FPL=federal poverty level.

Overall State: 0.45



Growing up in poverty is one of the greatest threats to healthy child development. Poverty and financial stress can impede children's cognitive development and learning ability. It can contribute to behavioral, social, and emotional problems and poor health. (Kids Count: datacenter.kidscount.org).

Priority Two: Low Maternal Education

Less than a high school diploma

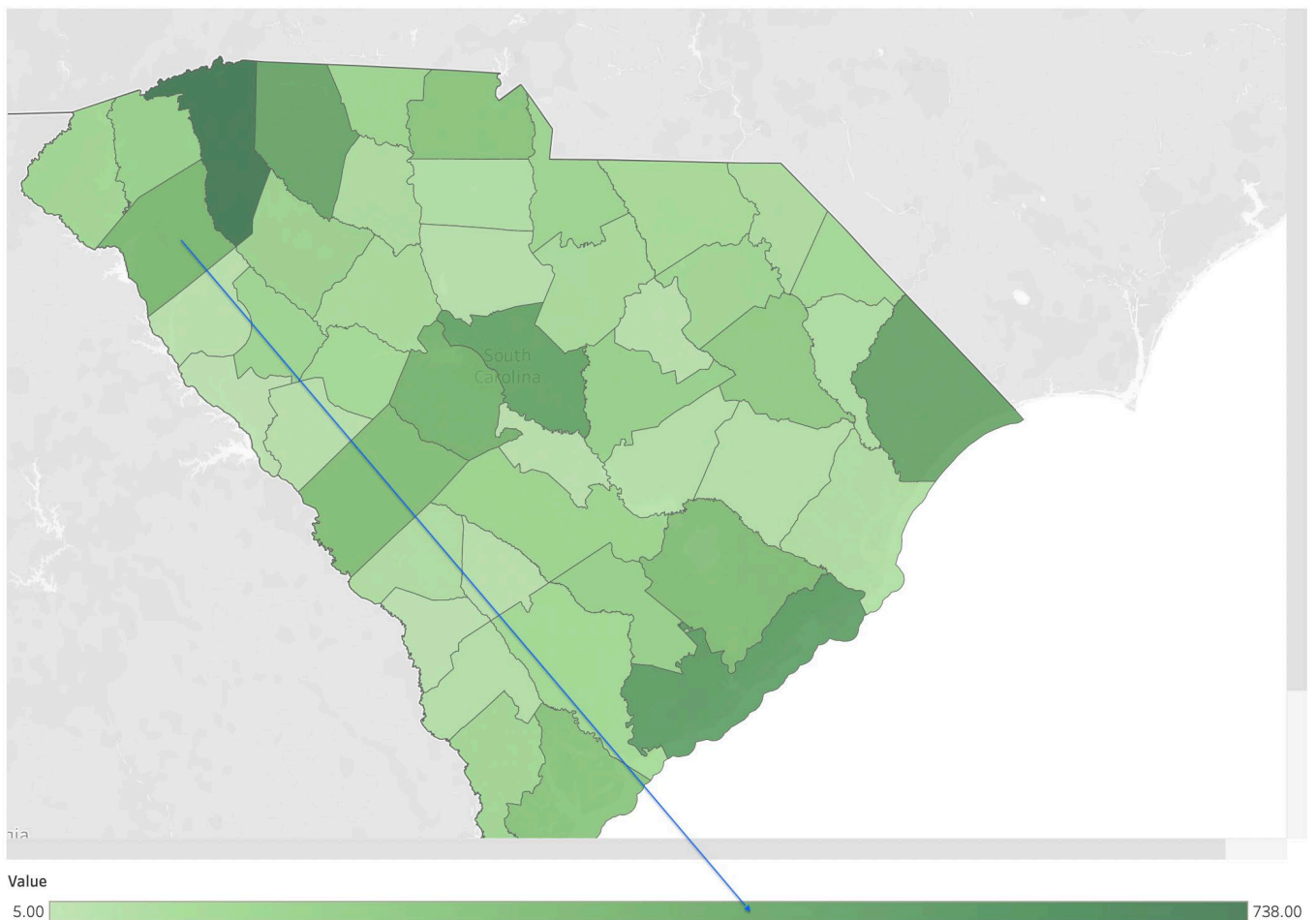
Anderson – Births: Maternal Education Less than High School (count) Overall: 322.00
Year: 2020

Data Source: SC DHEC Vital Records via South Carolina Community Assessment Network

Notes: Resident births.

Maternal education is a complex process that enables women to obtain knowledge, skills, and emotional support to care for themselves and their children during pregnancy, the post-partum period, and child rearing (biomedcentral.com).

Overall State: 6,790.00



Priority Three: Kindergarten Readiness

Kindergarten Readiness Assessment (KRA) scores are a priority area in Anderson County

Anderson – Kindergarten Ready (Rate) Overall: 0.32 Year: 2021

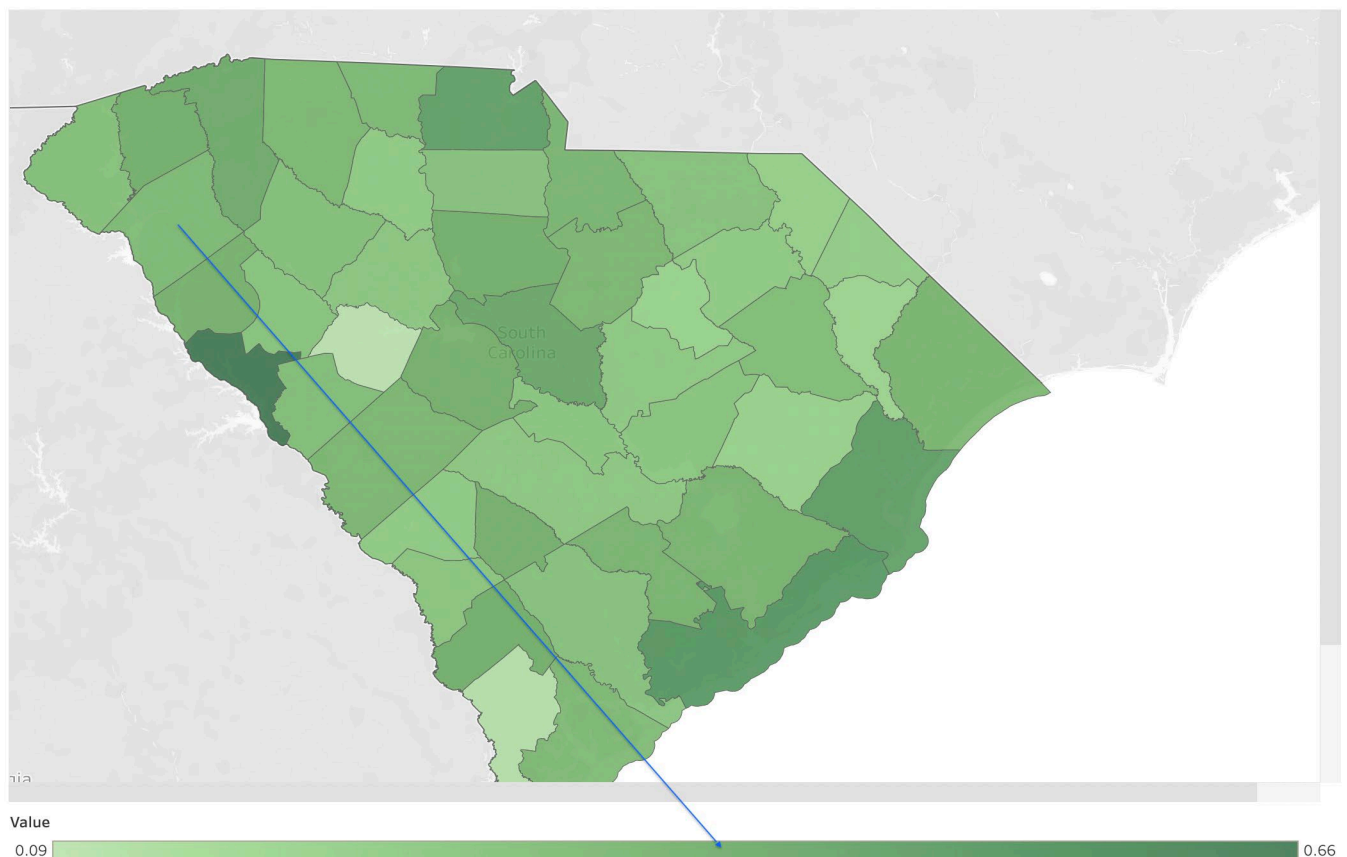
Data Source: Education Oversight Committee

Notes: Percent “demonstrating readiness” on fall 2021 South Carolina Kindergarten Readiness Assessment.

Calculated from school district data from Education Oversight Committee.

The first five years of a child's life are an important time for growth and development, and lay out the foundations for language, academic ability, habits and socio-emotional development. (Kids Count Data Center)

Overall State: 0.36



Next Steps

