



FIRST STEPS

Getting children ready for school.

SOUTH CAROLINA

First Steps Executive Directors Council Meeting

February 16, 2017



Today's Agenda

- I. Welcome and introductions
- II. ED Finance and Administration Committee Update
- III. Strategic Planning and Evaluation Committee Update
- IV. Child Care Shared Services Network – Derek Lewis, Greenville First Steps
- V. FY 16 State Wide Numbers Served Analysis – Betty Gardiner, South Carolina First Steps
- VI. Priority Goals and Objectives - State Office Plan for Supporting Local Partnerships

---Lunch---

1. First Steps Reauthorization: Overview of Legislation – Dan Wuori, Deputy Director SC First Steps
2. ED Program and Grants Committee Update
3. Profile of the Ready Kindergartener

---Adjourn---

Presentation regarding “Starling” - Nicki Boyd, co-founder *Versame*

ED Finance And Administration Committee

- 8% Administrative Cap Study
- Year End Close Out Procedure
- MOA's and Contracts
- Survey: Model codes and E-thority interface
- Policy regarding cross-county work

ED Strategic Planning and Evaluation Committee Update

Accomplishments

- PAT evaluation underway
- Group Meeting update in data system complete
- Needs and Resources Assessment process complete

Next Up

- Need Executive Director leadership for committee
- Comprehensive “long-term plan” based on Needs and Resources Assessment data
- Updates to 2017 Annual Report and Renewal Plan (FY19) based on potential new legislative requirements

Numbers Served by Local Partnerships 2015-16

A Summary

Numbers Served by Local Partnerships

2015-16

2015-16 Data for Local Partnership Strategies

County Name: **STATE LEVEL TOTALS**

Submitted By: **Betty Gardiner**

Date: **11/18/2016**

Note: The contents of this spreadsheet will serve as an official record of services provided to children and families by the local First Steps partnership, for each funded or supported strategy from July 1, 2015 through June 30, 2016. Accuracy of the data provided is very important, as it will serve as the basis for reporting overall strategy impact to the SC General Assembly, the SC First Steps Board of Trustees, and other stakeholders. Data provided should match data entered in the First Steps Data Collection System, if applicable. If not derived from the FSDC, numbers provided should correspond with local program records. Keep documentation of these numbers and how they were derived on file at your partnership office, in case additional documentation is needed.

Instructions:

1. Enter ONE number in EACH column for all strategies funded by your partnership. Summarize for all vendors in the row provided.
2. For strategies that do not apply to your partnership, leave the row blank.
3. **DO NOT ADD OR DELETE ANY ROWS OR COLUMNS.** Leave the spreadsheet formatted exactly as is.
4. **Make sure you understand whether to enter a duplicated count, vs. an unduplicated count.** If the description says "X Served", then it is asking for an unduplicated count. If the description uses the word "Attendance", then use a duplicated count.
5. See the "Instructions" tab for additional guidance on how to calculate numbers. If you are unsure how to complete any portion of this spreadsheet, please contact your TA for assistance.

DATA: **Distributed**

HW Summary
Report (for core
data), Output
Summary Report
(for output data);
Program Records

BOOKS DISTRIBUTED through...

SOURCE:

Dolly Parton Imagination Library

84720

Home Visitation, Family Lit and Parent Training Strategies

27300

Child Care Centers, Schools, Head Start, etc.

31363

Countdown to Kindergarten

5002

Other (Community Events, etc.)

71836

Total:

220221

DATA: Children 0-5 Served (unduplicated) Families Served (unduplicated) Adult Family Members Served (unduplicated) Total Number of Home Visits Total Number of Home Visits Hours Meetings, Trainings, Events: Number of Sessions Group Meetings, Trainings, Events: Number of Hours Offered Meetings, Trainings, Events: Total Attendance

SOURCE: FSDC: Parenting Intensity Summary FSDC: Parenting Intensity Summary FSDC: Parenting Intensity Summary FSDC: Parenting Intensity Summary FSDC: Parenting Intensity Summary Program Records Program Records FSDC: Parenting Intensity Summary

HOME VISITATION (non-NFP)								
Parents as Teachers (201)	1223	1033	1103	13665	21673.24	690	1223	4221
Parents as Teachers/Early Head Start Home-Based (321)	232	179	217	3588	5380	92	133	205
Principles of Parenting Successfully (203)	0	0	0	0	0	0	0	0
Parent-Child Home (206)	130	131	136	6707	3357.15	5	14	145
Early Steps to School Success (213)	177	158	158	1857	1913.54	54	54	155
Healthy Families (207)	0	0	0	0	0	0	0	0

DATA: Children 0-5 Served (unduplicated) Families Served (unduplicated) Adult Family Members Served (unduplicated) Total Number of Home Visits Total Number of Home Visits Hours

SOURCE: NFP Records for your county NFP Records for your county NFP Records for your county NFP Records for your county NFP Records for your county

Nurse-Family Partnership (214) (only if your Budget Spending Plan includes NFP).

772

954

938

12864

15620.5

Total

Group

Group

Instructions EBET STATE TOTALS Abbeville Aiken Allendale Anderson Bamberg Barnwell Beaufort Berkeley Calhoun Charleston Chero

Copy all partnership "matrix" spreadsheets into one document, create a "State Totals" tab, add all cells together

Numbers Served by Local Partnerships

Add a summary section to each partnership spreadsheet and State Totals tab, add numbers together.

[illegible]

Numbers Served by Local Partnerships

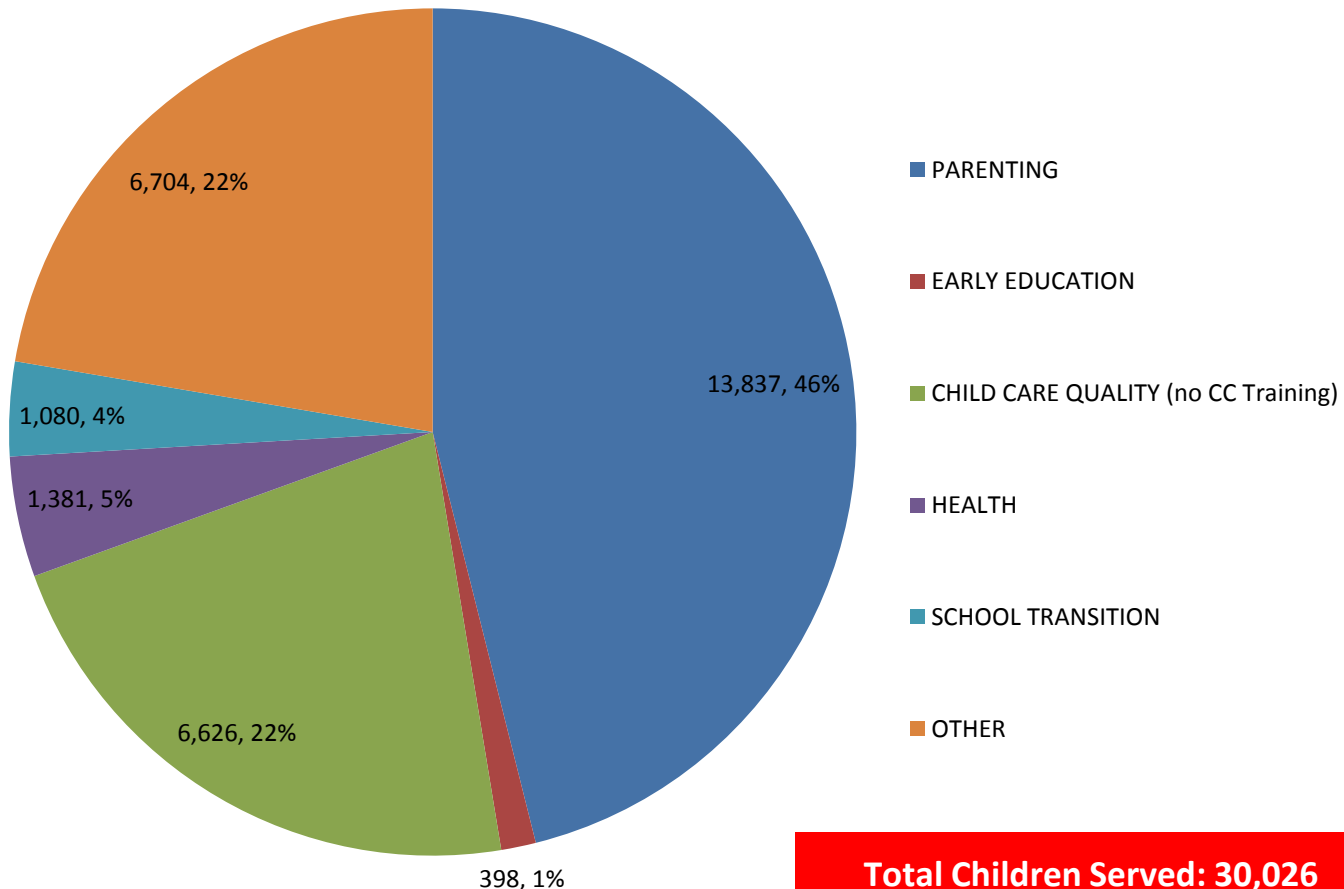
2015-16

- **30,026** children served
- **15,055** families served
- **59,809** total “contacts” with children/families
 - 57,580 one-on-one contacts
- **79,665** total hours of service provided
 - 61,643 one-on-one contact hours
- **220,221** books distributed

Numbers Served by Local Partnerships 2015-16

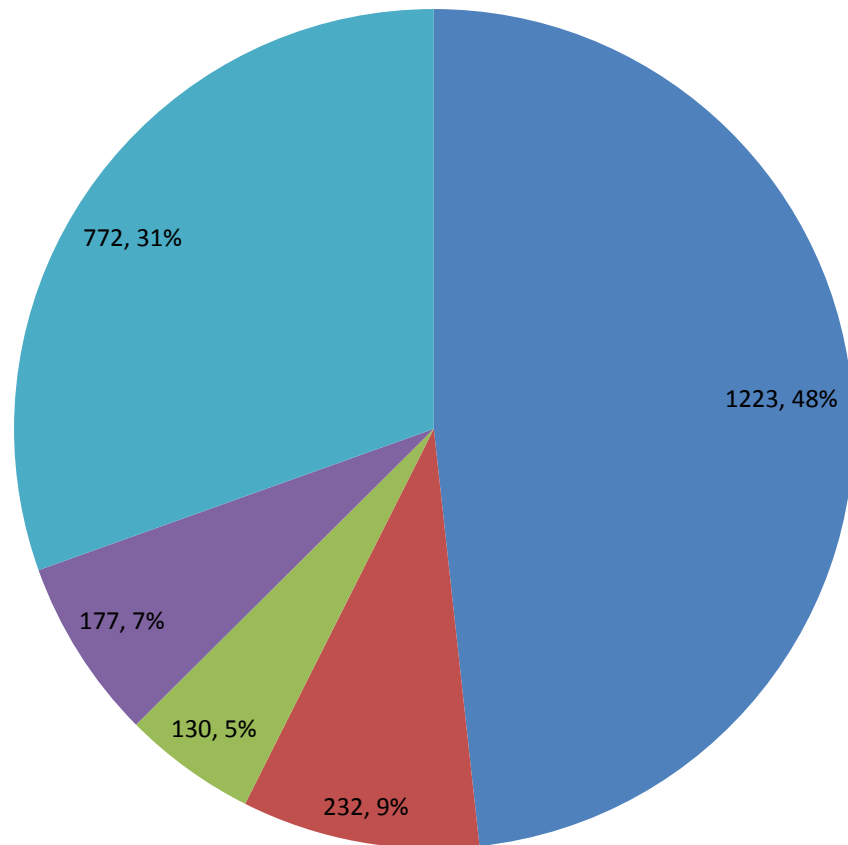
TOTALS BY STRATEGY AREA:	Children 0-5 Served
SUMMARY TOTAL, PARENTING:	13,837
SUMMARY TOTAL, EARLY EDUCATION:	398
SUMMARY TOTAL, CHILD CARE QUALITY (no CC Training):	6,626
SUMMARY TOTAL, HEALTH:	1,381
SUMMARY TOTAL, SCHOOL TRANSITION:	1,080
SUMMARY TOTAL, OTHER:	6,704
GRAND TOTAL	30,026

Numbers Served by Local Partnerships 2015-16



Numbers Served by Local Partnerships

2015-16



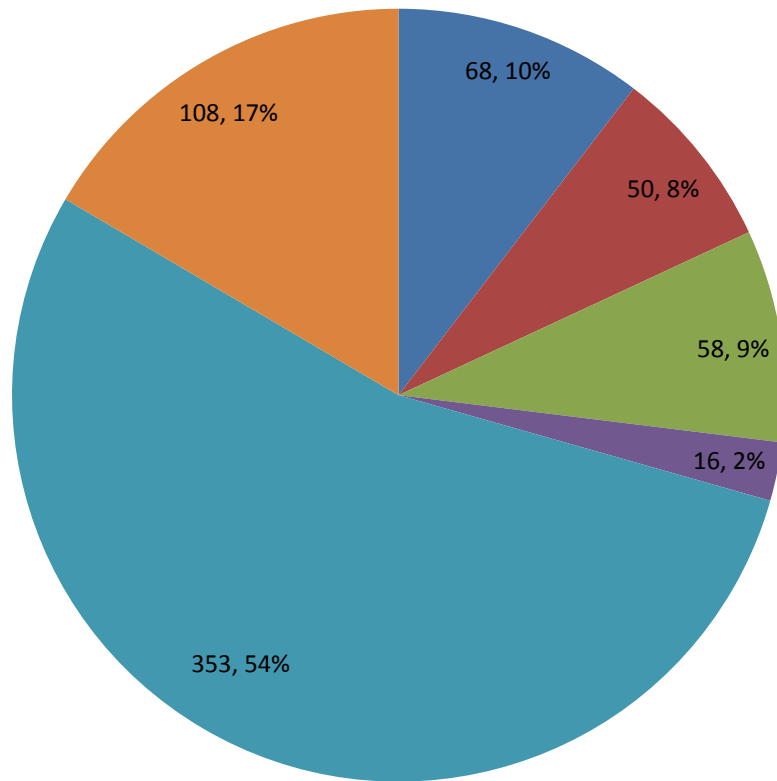
Home Visitation

- Parents as Teachers (201)
- Parents as Teachers/EHS Home-Based (321)
- Parent-Child Home (206)
- Early Steps to School Success (213)
- Nurse-Family Partnership (214)

Total Children Served: 2,534

Numbers Served by Local Partnerships

2015-16



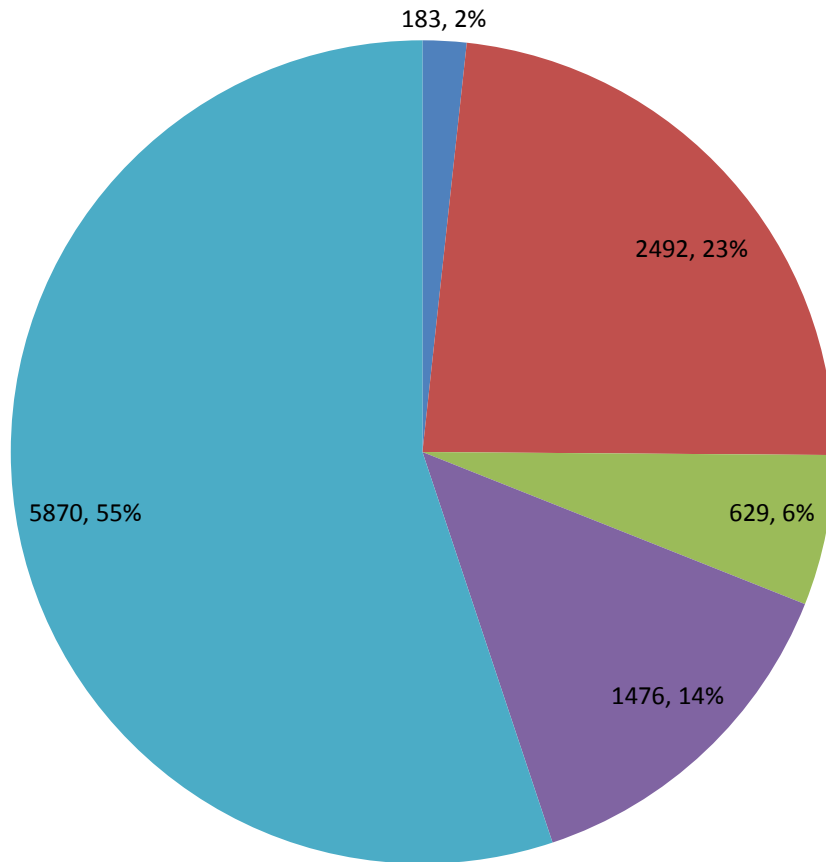
Parent Training and Family Literacy

- Mother Read/Baby Read (202)
- Fatherhood (208)
- Incredible Years Parent Training (203)
- Triple P Parenting Program (203)
- Other "203" Series Parent Training
- Family Literacy (211)

Total Children Served: 653

Numbers Served by Local Partnerships

2015-16



Literacy Support

- Raising a Reader (204)
- Reach Out and Read (204)
- Library-Based Programs (209)
- Other "204" Series Literacy-Based Training
- Dolly Parton Imagination Library (212)

Total Children Served: 10,650

Numbers Served by Local Partnerships

2015-16

Quality Enhancement

- 107 providers participated
- 2,632 visits, 5,583 visit hours
- 6,105 children 0-5 impacted

Child Care

Child Care Training

- 3,887 participants, 8,349 attendance
- 468 sessions offered
- 941 hours provided (838 certified/103 registered)

Child Care Scholarships

- 521 children served
- 132 providers benefitted

Numbers Served by Local Partnerships

2015-16

by Evidence Category (EB, EI, neither)

Evidence Based Programs: Children Served	
Parents as Teachers 201	1,223
Parents as Teachers/EHS Home Based 201	232
NFP 214	772
Incredible Years 203	58
Triple P 203	16
Reach Out and Read 204	2,492
4K Classrooms 1/2 day to full day 316	37
Preschool under 4 (318)	24
Early Head Start Center Based (321)	337
Child Care Quality Enhancement 601	6,105
Total Evidence Based	11,296

Evidence Informed Programs: Children Served	
Parent-Child Home 206	130
Early Steps to School Success 213	177
MotherRead/FatherRead 202	68
Fatherhood 208	50
Raising a Reader 204	183
Family Literacy (four-part model) 211	108
Other parent training/family literacy (203,204)	1,829
Countdown to Kindergarten 406	1,080
Health programs (901, 902, 905, 906, 907)	92
Dolly Parton Imagination Library (212)	5,870
Library-based Programs (209)	629
Total Evidence Informed	10,216

Support Services/Role as Local Portal for Services	
Early Identification and Referral (909)	786
Child Care Scholarships (703, 705)	521
Nutrition/Backpack programs(903)	503
Other misc. services not part of a program strategy (150)	6,704
Child Care Training: ADULTS served 605*	3,887
Total Support Services/Local Portal	12,401

South Carolina First Steps State Support for Local Partnerships Priority Goals 2017

As Outlined in State Strategic Plan

Vision 2020

Action Steps

Vision 2020 – Strategic Plan 2015-2020

- 1. INCREASE ACCESS TO QUALITY EARLY
CHILDHOOD PROGRAMS and RESOURCES**
- 2. ENHANCE LEADERSHIP DEVELOPMENT and
CAPACITY BUILDING**
- 3. STRENGTHEN INTERAGENCY
ACCOUNTABILITY and PUBLIC-PRIVATE
COLLABORATION**

INCREASE ACCESS

2. Enhance/expand comprehensive services to children 0-5 and the families/caregivers who support them, recognizing families are the first and best teachers of their children.

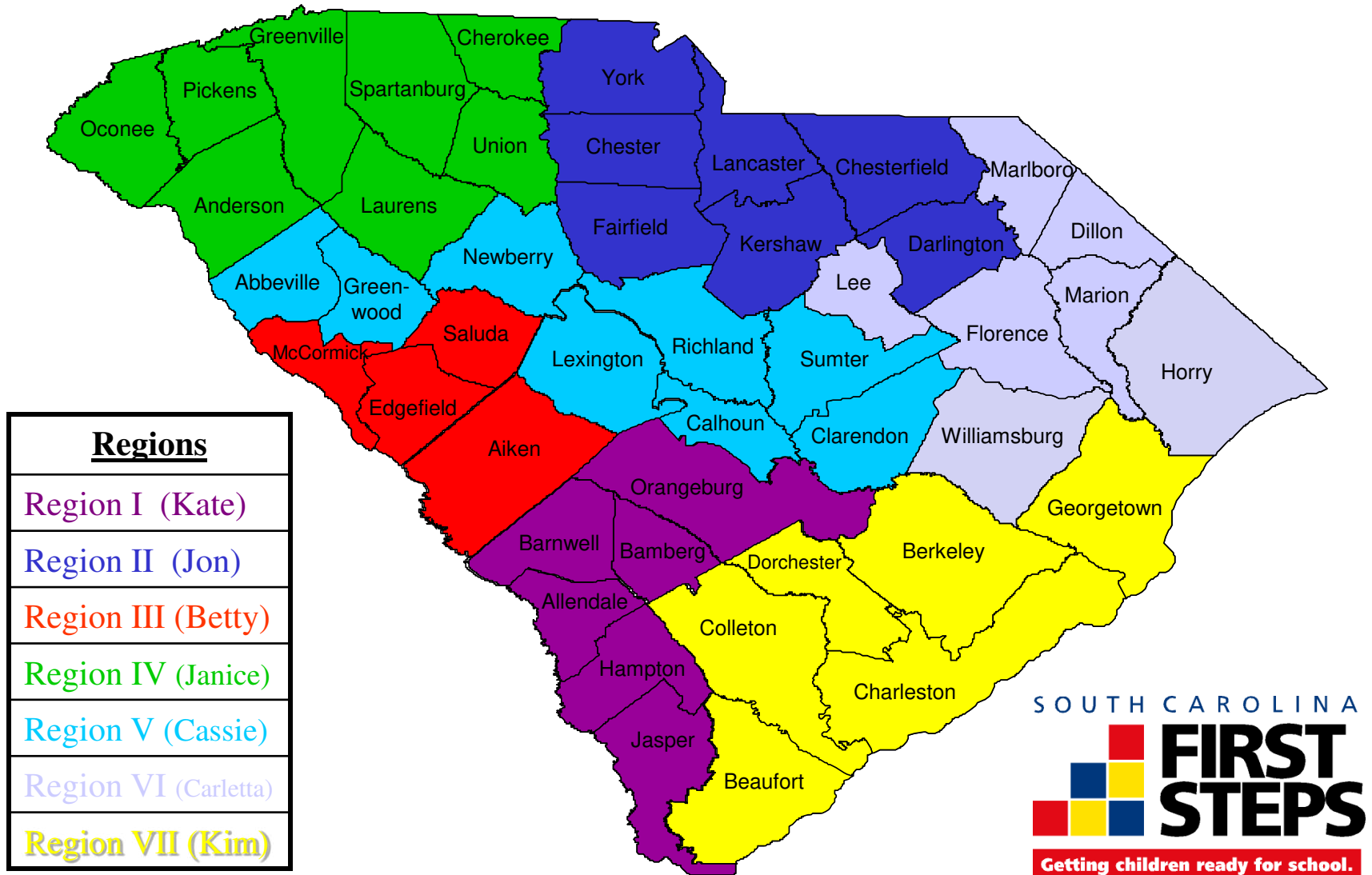
- ✓ 2A. Increase grant allocations to local partnerships designed to expand service access and support partnerships in their delivery of new core services established by Act 287 of 2014.

CAPACITY BUILDING

5A. Add technical assistance resources in areas of identified partnership need, including the expansion of child-care, marketing-, evaluation-, and resource development-focused technical assistance in state office.

- ✓ Deploy at least four new partnership technical assistants in areas of identified need.
- Dedicate expanded staff resources to ensuring at least one on-site technical assistance visit, per partnership, per year (in addition to state-local team meetings).

South Carolina First Steps Regions



Goal	Area*	Objectives: measurable outcomes that will demonstrate progress towards the Goal
Increase capacity to evaluate and improve programs	Strategy Performance	PAT, Parent Training, Child Care Coaching and Training
Enhance board leadership and governance capacity	Governance /Operations	Webinars, trainings, site visits, materials, resources, mentoring, etc.
Strengthen interagency and public/private collaboration	Collaboration /Community Engagement	Further define and support core functions: community convener/partner, local portal for services, I CAN; additional assistance with community education strategy
Improve opportunities for resource development	Resource Development	Grant search assistance, grant writing workshops, connections to funders, donor stewardship support, help with fundraising strategies, etc.
Meet evidence based programs requirement	General Program Standards	Child Care QE, Training, Scholarships, Family Literacy

2017 Legislative Update:

Dr. Dan Wuori

H.3591
First Steps
Reauthorization

ELIMINATES SUNSET

- **Eliminates the sunset clause, removing need for ongoing reauthorization.**
- **Like all agencies, SCFS will be subject to review by both the House and Senate Legislative Oversight Committees on a seven-year cycle. In the event that First Steps is not reviewed within the prescribed schedule, a joint review committee will be seated to do so.**

CAPS OVERHEAD COSTS

- **After the BOT sets a new overhead rate in June, H.3591:**
 - **Restricts the Board from amending or revising the new rate for at least five years.**
 - **Prohibits waivers.**
 - **Local partnerships that are not part of multi-county partnerships and exceed the established overhead cost rate will become ineligible to receive state funds.**

STATE REPORTING REQUIREMENTS

- **Requires First Steps to complete all agency reports required by the Governor's Office, General Assembly, State Department of Administration, State Fiscal Accountability Authority, Comptroller General, Inspector General and State Auditor.**
- **Director salary subject to agency head salary commission.**
- **Reports to be posted on website.**

ANNUAL REPORT(S)

- **Kindergarten readiness results (at the state and county levels)**
- **Annual and five-year goals to serve a high proportion of at-risk children in the state along with a plan and timetable to reach the goals that aligns to the benchmarks and objectives established by the Board;**
- **A listing of the evidence-based and evidence-informed programs provided and number of children and families served for the past three fiscal years.**

ANNUAL REPORT(S)

- **The total amount of state, local, federal and other revenues expended by the State Office of First Steps and by each local partnership**
- **Data on the availability of high-quality and affordable professional development and high-impact strategies such as coaching for child care providers to include the number of individuals, by partnership, who receive the professional development**

ANNUAL REPORT(S)

- **A description of innovative practices in counties that are making progress toward the benchmarks and objectives; and**
- **Technical assistance provided by State Office of First Steps to county partnerships**
- **Evidence of each local partnership's collaboration with public and private stakeholders.**
- **Performance reviews of the local partnership boards referenced in Section 59-152-70 (F).**

OTHER

- **Requires Board of Trustees to establish and approve specific readiness benchmarks and objectives for use by the board of trustees, local partnership boards, and any agency that administers a program to benefit preschool children.**
- **Requires SCFS to publish the comprehensive plans and annual reports of each partnership on the SCFS website by Dec. 1 of each year.**
- **Deletes outdated references to BabyNet and SCFS Study Committee.**

BUDGET

- **Requested:**
 - **\$2.18M in increased partnership funding to expand home visitation.**
 - **\$357K to update data systems**
- **Provisos:**
 - **Reauthorization**
 - **Deletion of BN references**
 - **4K tuition/transportation increase by rate of inflation - Expand to contiguous districts.**
 - **4K deserts and military childcare**

Update on Evidence-Based Program Requirement

Evidence-Based

**Prior Committee Discussion yielded
3 draft recommendations:**

- 1. 20% carve out for core services**
- 2. Scholarships and training to be considered permissible expenses within another EB program.**
- 3. FY18 waiver process**

Evidence-Based

Under USC definition current programming is approximately

- **1/3 Evidence-Based**
- **1/3 Evidence-Informed**
- **1/3 Currently Uncategorized**

Evidence-Based

Under USC definition current programming is approximately

- **1/3 Evidence-Based**
- **1/3 Evidence-Informed**
- **1/3 Currently Uncategorized**

Definition of Evidence-Based

Act 287:

- (1)(a) is grounded in **published, peer-reviewed research** that is linked to determined outcomes;
 - (b) employs well-trained and competent staff to whom the program provides continual professional development that is relevant to the specific model being delivered;
 - (c) demonstrates strong linkages to other community-based services; and
 - (d) is operated to ensure program fidelity; or
- (2) is commonly recognized by experts in the field as such a program.

Definition of Evidence-Based

USC Report:

At least one well-conducted research study **using a randomized controlled trial design** that has been published in a peer-reviewed journal for that particular program.

NC Definitions

Evidence-Based: Well-Established Programs and practices that had strong evidence of their effectiveness across multiple studies. Generally a systematic review or meta-analysis was conducted that included studies with experimental or quasi-experimental designs.

Evidence-Based: Established Programs and practices that had at least three studies using an experimental or quasi-experimental design that found evidence of their effectiveness.

Evidence-Informed: Promising Evidence-informed programs and practices that had at least one study that compared the effectiveness of the intervention for people who participated in the program and those who did not participate. The level of evidence suggests the intervention would qualify as evidence-informed as long as a strong logic model and “written” guidelines exist.

Evidence-Informed: Emerging Evidence-informed programs and practices that had only preliminary data with no comparison group. The level of evidence suggests the intervention would qualify as evidence-informed as long as a strong logic model and

Draft Concept



Evidence Informed: Emerging practices which lack published evidence, but are grounded in well-accepted learning theory and/or designed to replicate aspects of other successful programs.



Evidence-Based Tier 1: Program has at least at least one published study that compares the effectiveness of the intervention for people who participated in the program and those who did not participate.



Evidence-Based Tier 2: Programs and practices that have at least three comparative studies that found evidence of their effectiveness.



Evidence-Based Tier 3: Programs and practices that have strong evidence of their effectiveness across multiple studies. Generally a systematic review or meta-analysis has been conducted that includes studies with experimental or quasi-experimental designs.

Discussion

ED Program and Grants **Committee**

Update

Proposed Changes to FY 18 Partnership Standards

- Addition of instruction on use of Self-Assessment Checklists
- Revision to *Governance and Operations* to include Conflict of Interest and Dual Partnership Employment updates in Grant Agreements
- Revision to *Fiscal Accountability* to include Administrative Cap and Evidence Based-Programs requirements

Proposed Changes to FY 18 Program Standards

- Home Visiting
- Family Literacy
- Dolly Parton Imagination Library
- Early Identification and Referral
- Child Care Quality Enhancement
- Child Care Training
- Scholarships
- Countdown to Kindergarten
- Community Education
- Other

Home Visiting (PAT, ESSS, PCH)

- Additional Risk Factors (also applies to CTK and Scholarships)
 - Incarcerated Parent(s) (parent(s) is incarcerated in federal or state prison or local jail or was released from incarceration within the past year)
 - Recent Immigrant or Refugee Family (one or both parents are foreign-born and entered the country within the past 5 years)
 - Death in the Immediate Family (death of the child, parent or sibling)
 - Military Family (Parent/guardian is currently deployed or is within 2 years of returning from a deployment as an active duty member of the armed forces. Deployment is defined as any current or past event or activity that relates to duty in the armed forces that involves an operation, location, command or duty that is different from his/her normal duty assignment)
 - Child was removed for behavioral reasons from one or more child care, Head Start or preschool settings.
- ASQ developmental screening within 90 days
- PAT- cross walk with 17 Essential Requirements will be included

Child Care Quality Enhancement and Training Standards

Quality Enhancement

- QE Review Team comprised of QE EDs and TAs met on Jan. 26th to review standards and review/propose potential changes, including:
 - Increased focus on evidence-based components of coaching/consultation and mentoring
 - More specificity on components of Quality Improvement Plans
 - Required quarterly training from SCFS for QE TAs
- Next Steps:
 - Revisions have been made and sent to review committee for feedback
 - Will be provided to all EDs for final review

Child Care Training

- Undergoing internal review/updating in the next few weeks
- Evidence Based designation may require further revision

Countdown to Kindergarten

- Changes to data system
- Additional risk factors
- Home visitor/teacher surveys
- Home visitor training

Early Identification and Referral

- More in line with research for evidence-base
- Eliminate IDEA language
- Change name?
- Surveillance and navigational support

Nurse Family Partnership

- Guidelines for partnerships that provide indirect support

Renewal Timeline /Key Dates

- **March 14** (tentative) – Webinar for review of proposed FY18 Accountability Standards
- **March 17** – State Board Meeting
- **March 21** – ED Monthly Webinar – review renewal plan template and adopted FY 18 Accountability Standards (plan template and partnership allocations released)
- **May 5** – Final date for FY18 Renewal Plan submission (7 weeks)